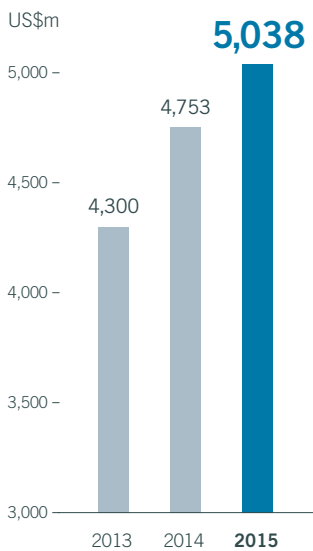


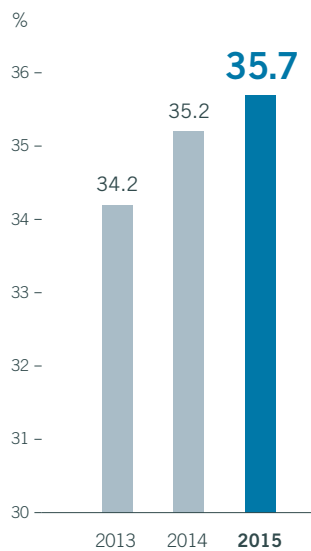
Financial Highlights

	2015 US\$' million	2014 US\$' million	Changes
Revenue	5,038	4,753	+6.0%
Gross profit margin	35.7%	35.2%	+50 bpt
EBIT	400	351	+14.0%
Profit attributable to Owners of the Company	354	300	+18.0%
Basic earnings per share (US cents)	19.37	16.41	+18.0%
Dividend per share (approx. US cents)	5.05	4.05	+24.6%

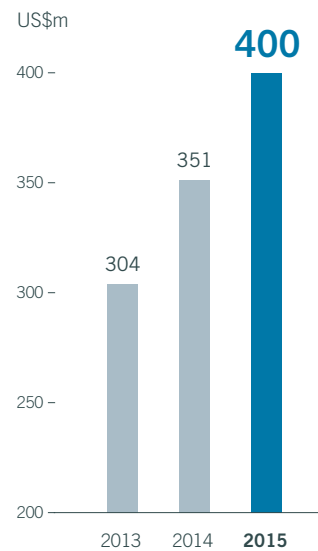
Revenue



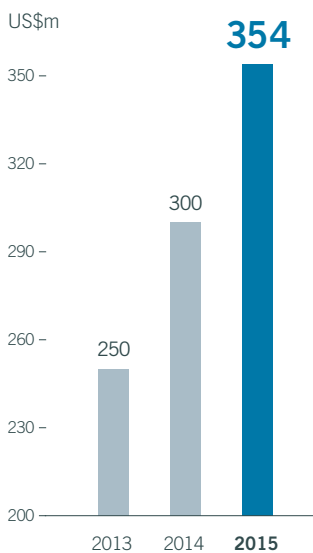
Gross Profit Margin



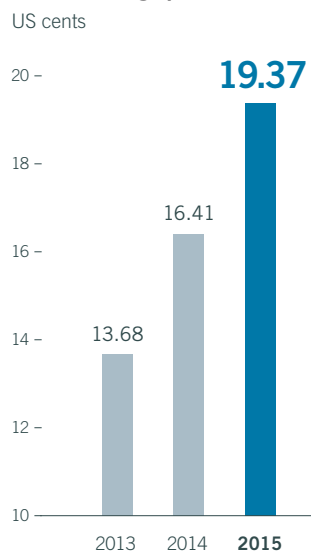
EBIT



Profit Attributable to Owners of Company



Basic Earnings per Share



Dividend per Share

