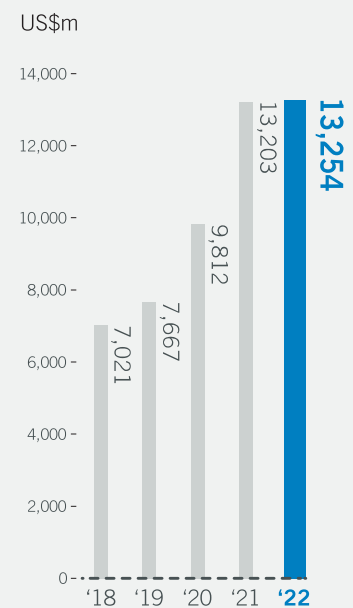


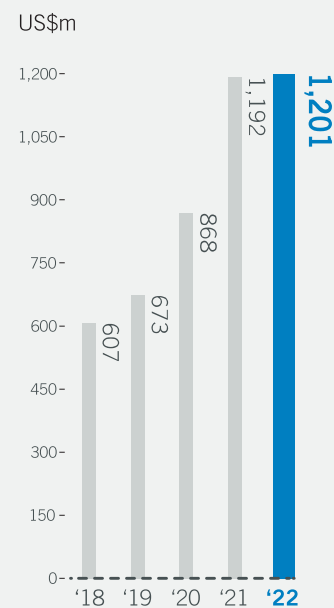
Financial Highlights

	2022 US\$' million	2021 US\$' million	Changes
Revenue	13,254	13,203	+0.4%
Gross profit margin	39.3%	38.8%	+54 bps
EBIT	1,201	1,192	+0.8%
Profit attributable to Owners of the Company	1,077	1,099	(2.0%)
Basic earnings per share (US cents)	58.86	60.04	(2.0%)
Dividend per share (approx. US cents)	23.81	23.81	—

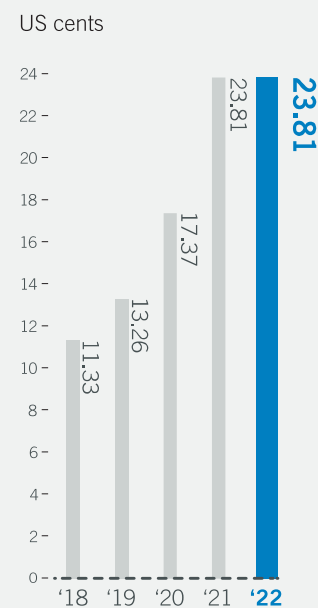
Revenue
US\$13,254 million
Delivered 2.8% local currency sales growth in 2022



EBIT
US\$1,201 million
Increased 0.8% to US\$1.2 billion with margin up slightly to 9.1%



Dividend per share
US23.81 cents
The Board is recommending a final dividend of US11.58 cents which result in a full-year dividend of US23.81 cents



Working capital as % of sales
21.2%
Working capital to sales finished the year at 21.2% compared to 20.9% a year ago

