

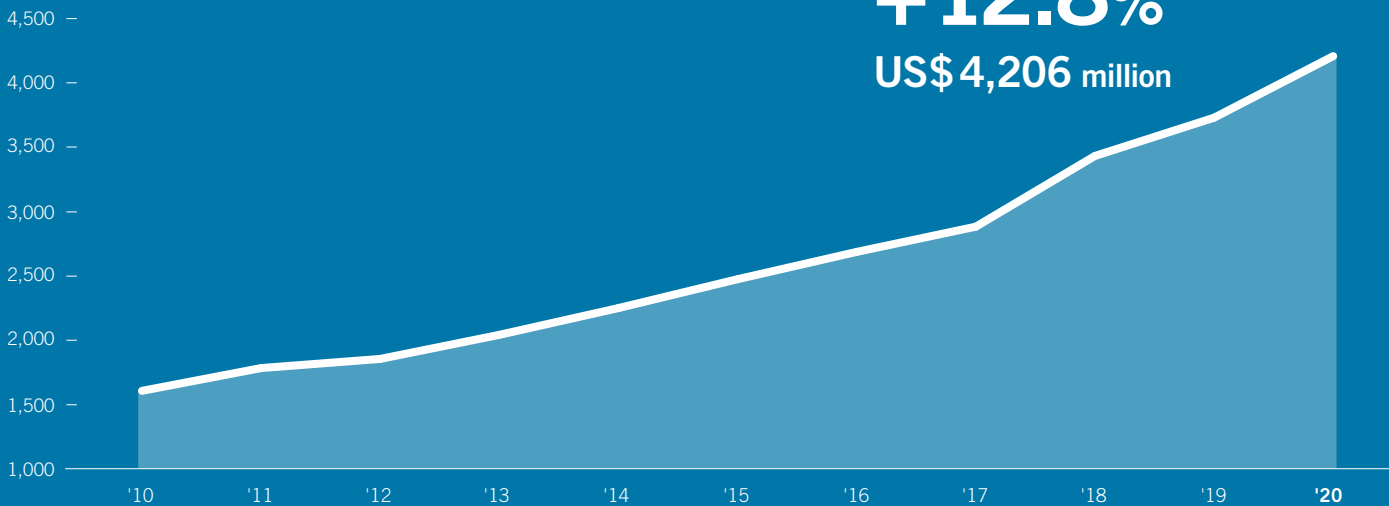
Financial Highlights

For the six-month period ended June 30, 2020

11th consecutive year of record first half revenue

Revenue

US\$m

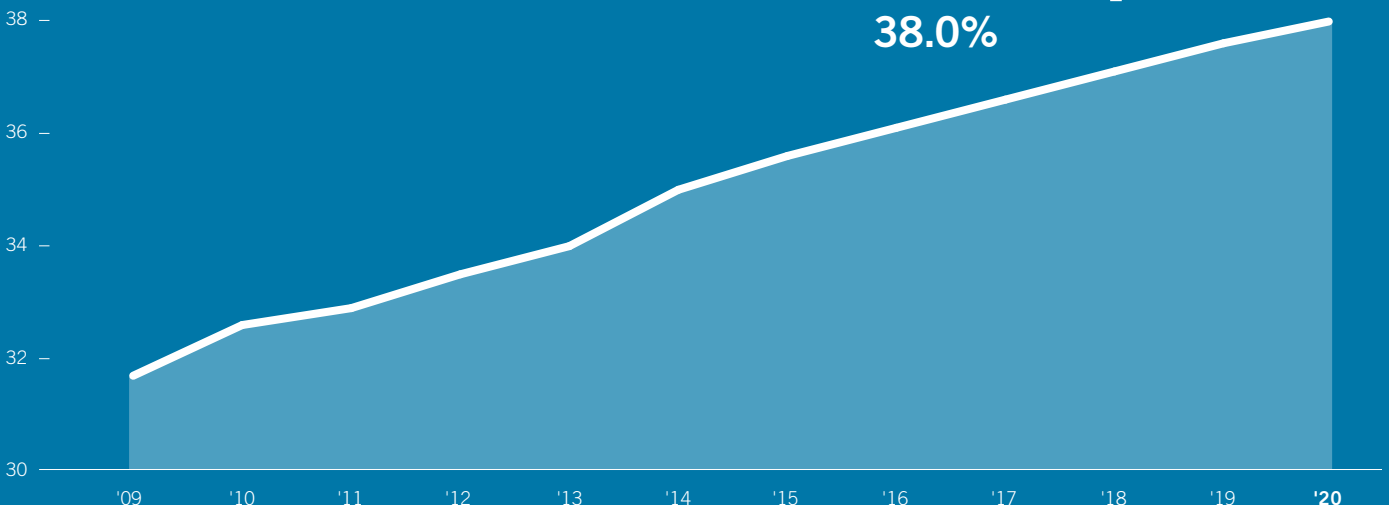


+12.8%
US\$4,206 million

12th consecutive year of record first half gross profit margin

Gross Profit Margin

%



+40 bps
38.0%

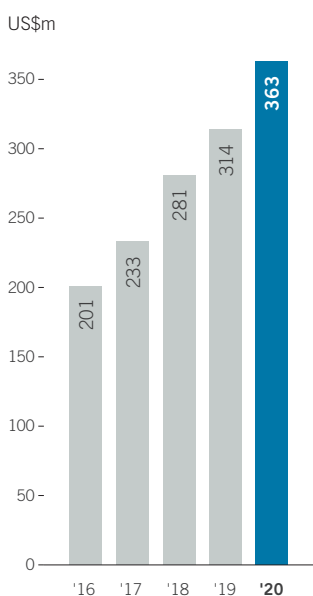
For the six-month period ended June 30, 2020

	2020 US\$' million	2019 US\$' million	Changes
Revenue	4,206	3,728	+12.8%
Gross profit margin	38.0%	37.6%	+40 bps
EBIT	363	314	+15.6%
Profit attributable to Owners of the Company	332	285	+16.3%
EPS (US cents)	18.14	15.61	+16.2%
Interim dividend per share (approx. US cents)	6.82	5.79	+17.8%

EBIT

+15.6%

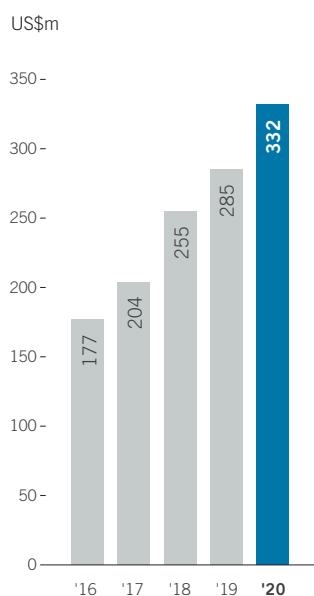
US\$363 million



Net Profit

+16.3%

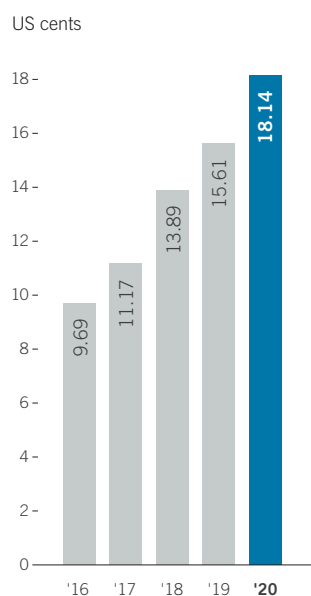
US\$332 million



EPS

+16.2%

US18.14 cents



Interim Dividend per Share

+17.8%

US6.82 cents

