

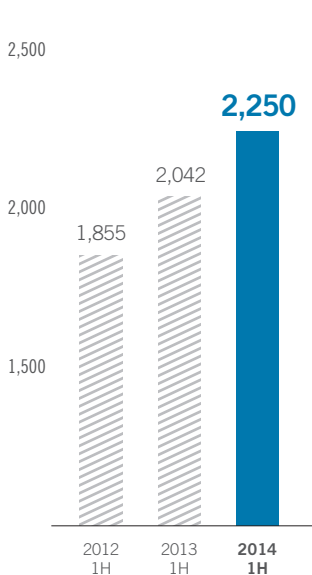
Financial Highlights

- Record sales and profit performance
- Innovative new products driving organic growth
- Continued gross margin improvement

	2014 US\$m	2013 US\$m	Changes %
Turnover	2,250	2,042	+10.2
Gross profit margin	35.0%	34.0%	+100 bpt
EBIT	162	142	+13.6
Profit attributable to Owners of the Company	136	118	+15.9
EPS (US cents)	7.45	6.43	+15.9
Interim dividend per share (approx. US cents)	1.61	1.29	+25.0

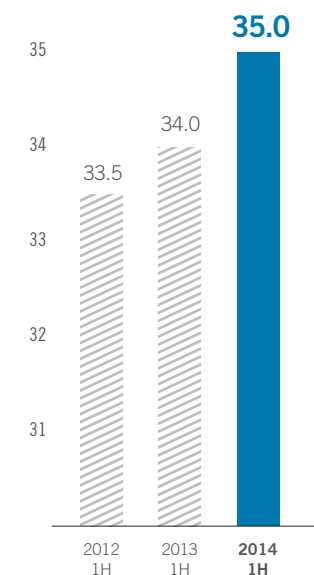
Turnover
US\$m

↑10.2%



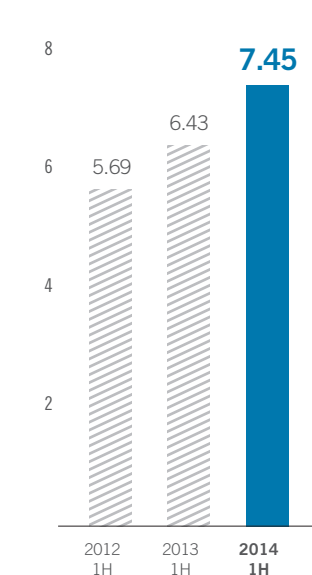
Gross Profit Margin
%

↑100 bpt



Basic Earnings per Share
US cents

↑15.9%



Interim Dividend per Share
US cents

↑25.0%

