

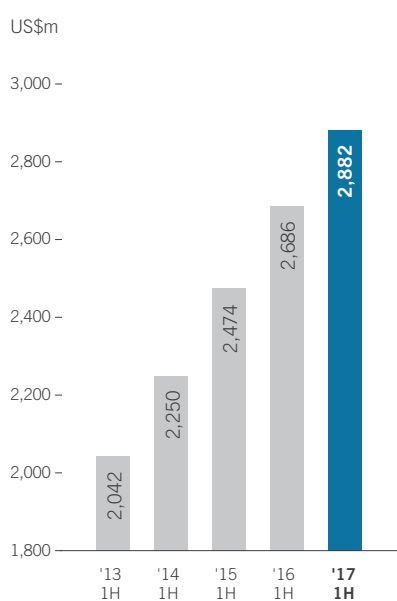
Financial Highlights

	2017 US\$' million	2016 US\$' million	Changes
Revenue	2,882	2,686	+7.3%
Gross profit margin	36.6%	36.1%	+50 bps
EBIT	233	201	+15.4%
Profit attributable to Owners of the Company	204	177	+15.5%
EPS (US cents)	11.17	9.69	+15.3%
Interim dividend per share (approx. US cents)	3.57	2.57	+38.8%

- Revenue increased 7.3% to a record US\$2.9 billion
- Revenue adjusted for foreign currency grew 8.1%
- MILWAUKEE continues with strong momentum, growing 20.1% adjusted for currency

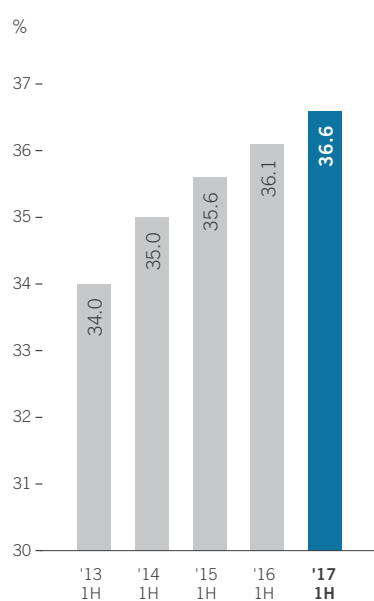
Revenue

US\$ **2,882** million
+7.3%



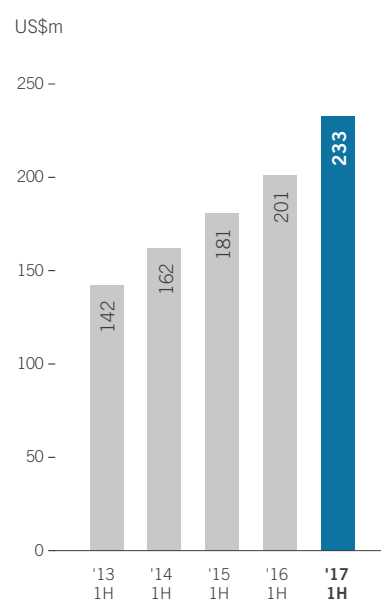
Gross Profit Margin

36.6%
+50 bps

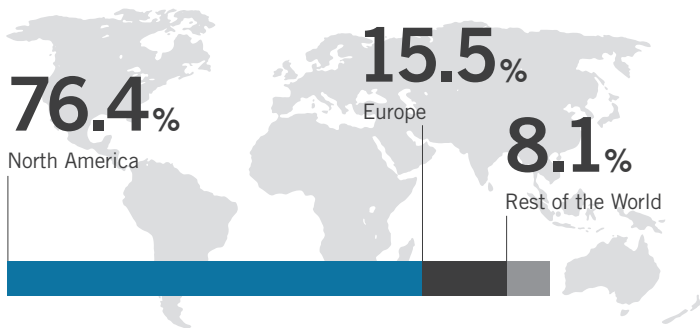


EBIT

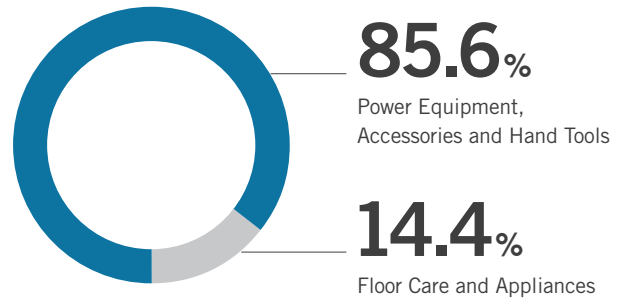
US\$ **233** million
+15.4%



Sales by Location



Sales by Business

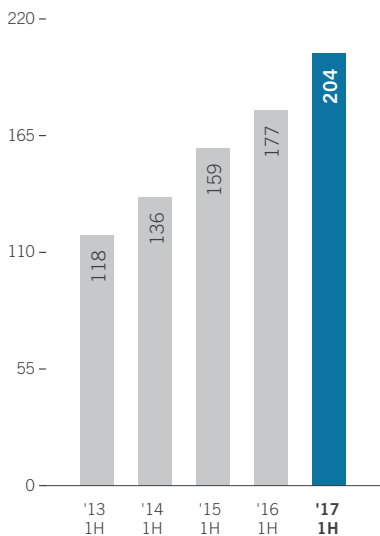


- RYOBI brand business delivered double-digit revenue growth
- Gross margin improved 50 basis points to 36.6%
- Net profit increased 15.5%, delivering double-digit growth for eight consecutive first half periods

Profit Attributable to Owners of Company

US\$ **204** million
+15.5%

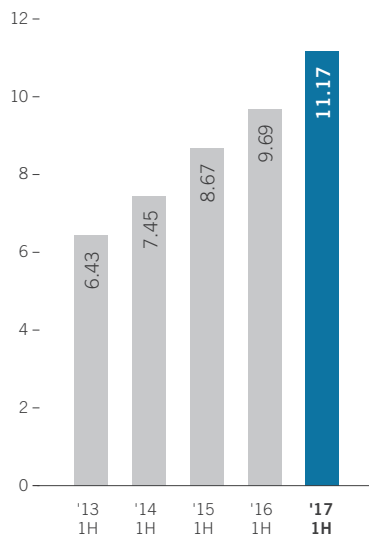
US\$m



EPS

US **11.17** cents
+15.3%

US cents



Interim Dividend per Share

US **3.57** cents
+38.8%

US cents

